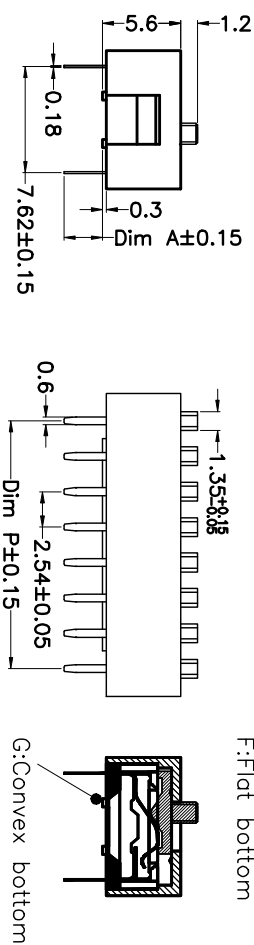
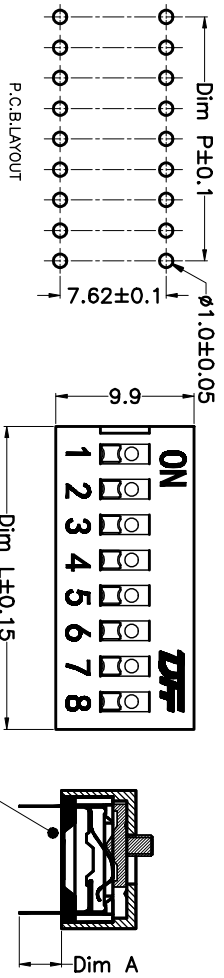


REV.	DESCRIPTION	DATE	DRAWN	APPROVED
A1	DWG.REL	2015.3.12	FANG	YANG

Poles	1P	2P	3P	4P	5P	6P	7P	8P	9P	10P	12P
Dim P	---	2.54	5.08	7.62	10.16	12.70	15.24	17.78	20.32	20.86	27.94
Dim L	3.96	6.50	9.04	11.58	14.12	16.66	19.20	21.74	24.28	26.82	31.90

Dim A	S:Short pin	L:Long pin
G:Convex bottom	2.7mm	3.5mm
F:Flat bottom	3.0mm	3.8mm

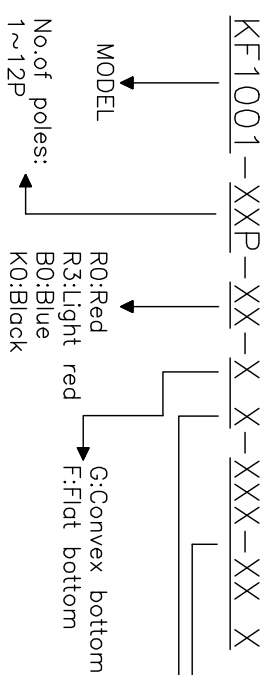


- Material:
- 1、Base: UL94V-0 PBT Thermoplastic, black
  - 2、Cover: UL94V-0 PBT Thermoplastic, red, blue
  - 3、Button: UL94V-0 PA66 Thermoplastic, white
  - 4、Terminal: Phosphor Bronze ,Gold plating.
- Mechanical:
- 1、Operating force: 8N<max>
  - 2、Stroke: 2.00mm
  - 3、Operation temp: -20 ℃ ~ 70 ℃
  - 4、Storage temp: -40 ℃ - 85 ℃
- Electrical:
- 1、Electrical life: 2000 operations per switch 24VDC,25mA
  - 2、Non-switching rating: 100mA,50VDC.
  - 3、Switching rating: 25mA,50VDC.
  - 4、The contact impedance (A: initial value of the maximum 50m (Ω, B testing after the maximum 100m
  - 5、Insulation resistance: (at 500VDC)100mΩ min
  - 6、Dielectric strength: 500VAC/1minute.
  - 7、Capacitance: Max 5pF.
  - 8、The loop: single contact single selection

**SOLDERING AND CLEANING PROCESSES:**

- 1、For best results, please follow these recommendation: keep all switch contacts in their "OFF" position for all operations.
- 2、Wave soldering: recommended solder temperature at 250 ± 5 ℃, 3~5 seconds.
- 3、Hand welding: use 30 watt iron control temperature at 320 ℃, the welding time is about 2 seconds.
- 4、Cleaning: cleaning process using ultrasonic method, can give better results, use steam mode, temperature should not exceed 51 ℃.

**HOW TO ORDER**



GENERAL TOLERANCE	ANGLE TOLERANCE
X: ±0.5 X: ±0.3 .XX ±0.1	X: ±5' X: ±3' .XX ±1'

PROJECTION	TITLE
UNITS: mm	KF1001-XXP-XX-XX-DFT
SHEET SIZE: A4	Upright type flat dial switch

DRAWING TYPE	CUSTOMER
SCALE: 1:1	SHEET: 1 OF 1

Explain:

- 1, general tolerance: 10mm or more - + 0.2mm.
- 2, material and performance see accessories.

科奕科技有限公司