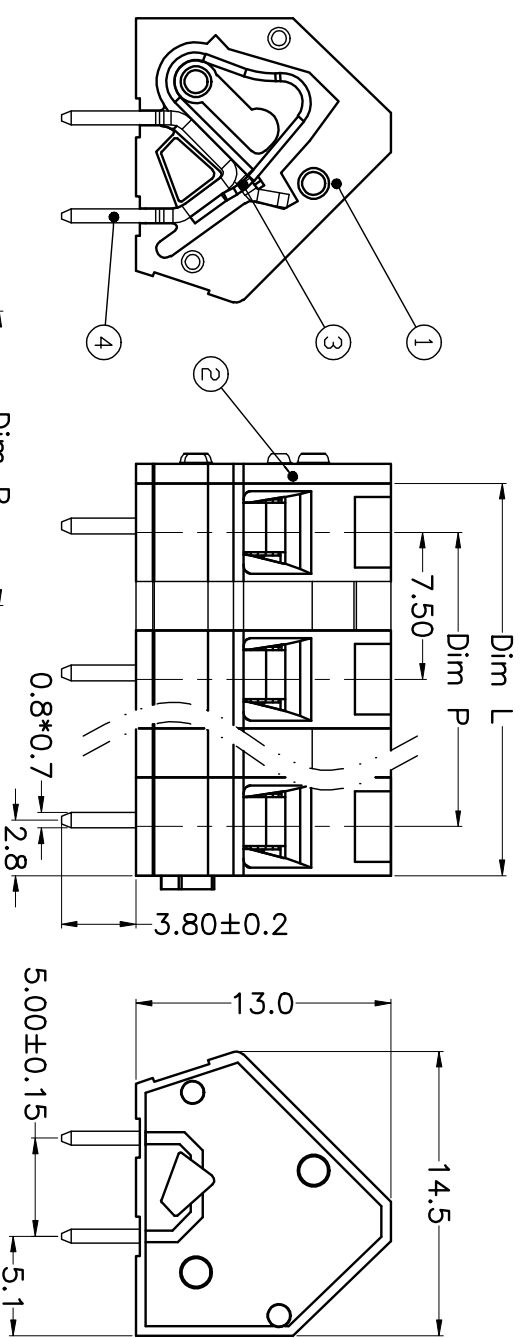
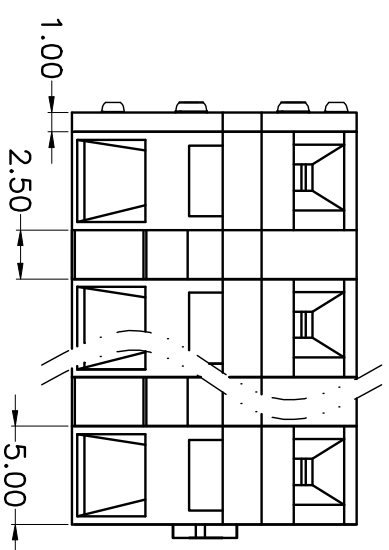
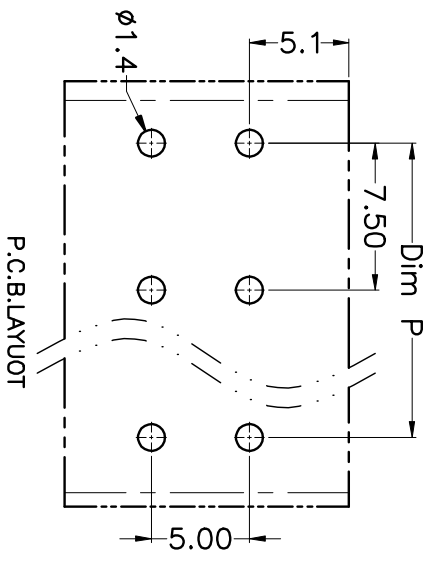


REV.	DESCRIPTION	DATE	DRAWN	APPROVED
A1	DWG.REL	2015.3.12	FANG	YANG



N=Number of Poles
Dim P=(N-1)x7.50
Dim L=Nx7.50-2.50

Poles	Dim P	Dim L
2-6P	±0.10	±0.15
7-12P	±0.20	±0.20
13-18P	±0.25	±0.30
19-24P	±0.30	±0.40



GENERAL TOLERANCE ANGLE TOLERANCE

X.	±0.5	X.	±5'
.X	±0.3	.X'	±3'
.XX	±0.1	.XX'	±1'

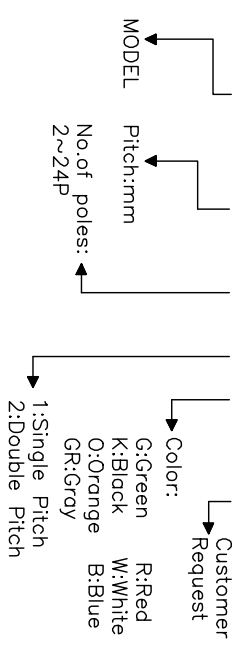
DRAWING TYPE	CUSTOMER	SHEET	1 OF 1
SCALE	1:1	SHEET	1 OF 1
DRAWING NO.			

PROJECTION	TITLE
UNITS	KF188A-7.5-XXP
SHEET SIZE	A4
SERIES	KF188A

- Material
 - ①Housing : PA66, UL94V-0
 - ②Cover : PA66, UL94V-0
 - ③Reed : Stainless steel
 - ④Pin header : Brass, Tin plated
- Electrical
 - UL IEC
 - Rated voltage : 300V 750V
 - Rated current : 15A 17A
 - Insulation resistance: 500MΩ/DC500V
 - Withstanding Voltage : AC2000V/1min
 - Wire range: 24-14AWG 2.5mm²
- Mechanical
 - Operating temperature:-40°C~+105°C
 - Soldering temperature:250°C±5/5sec
 - Strip length: 5-6mm

HOW TO ORDER

KF188A-7.5-XXP-1 X-XXXXX



科奕科技有限公司